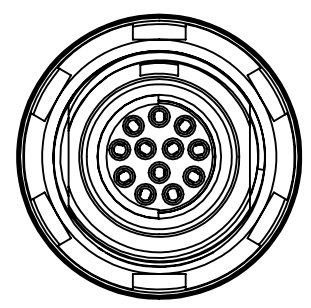
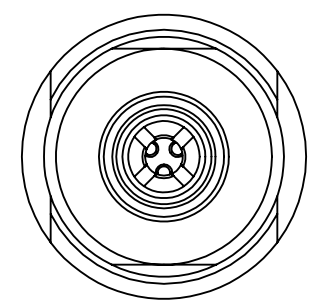
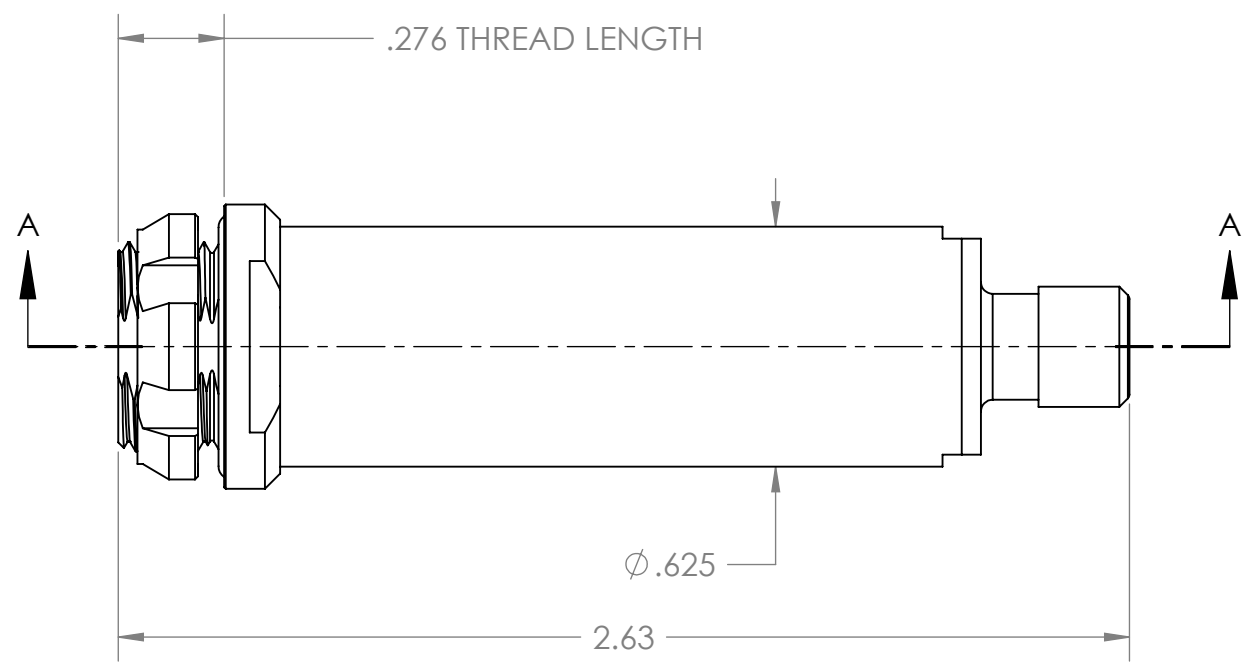


8 7 6 5 4 3 2 1

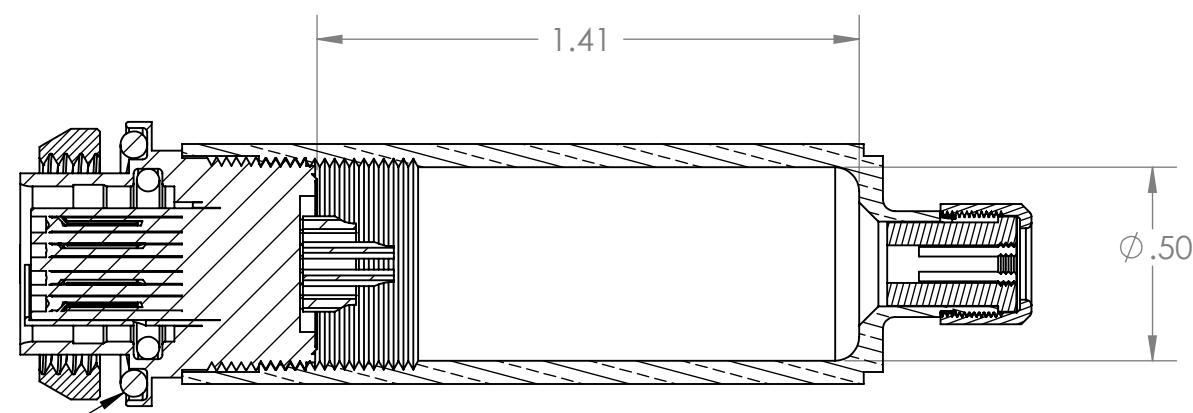
REVISIONS			
REV.	DESCRIPTION	DATE	APPR.
x	PROTOTYPE	8/21/2009	



AVAILABLE IN:  
2,3,4,5,6,7,8,10,12 & 19  
CONNECTOR PIN



AVAILABLE WIRE SIZES (MM)	
DIAMETER RANGE	PART REF #
1.5 - 2.1	E32 102.2/2.1
2.1 - 2.6	E32 102.2/2.6
2.6 - 3.1	E32 102.2/3.1
3.1 - 3.6	E32 102.2/3.6
3.6 - 4.1	E32 102.2/4.1
4.1 - 4.3	E32 102.2/4.3



SECTION A-A

O-RING / SEALING SURFACE

- NOTES:
- HERMETICALLY SEALED CONNECTOR
  - SHELL BODY MATERIAL = BRASS
  - SHELL BODY FINISH = NICKEL PLATED
  - COMPATIBLE WITH 103 & 1031 SERIES FISCHER CONNECTORS

UNLESS OTHERWISE SPECIFIED:	
SURFACE FINISH : 64 MICRONS BREAK ALL SHARP EDGES .005-.015	DIMENSIONS ARE IN INCHES TOLERANCES ARE: FRACTIONAL $\pm 1/16$ ANGULAR: $\pm 1^\circ$ .X $\pm .1$ .XX $\pm .01$ .XXX $\pm .005$
DO NOT SCALE DRAWING	
INTERPRET DRAWING PER: ANSI Y14.5M 1994	
MATERIAL	SEE NOTES
FINISH	SEE NOTES

APPROVALS		DATE
DRAWN	J. Terry	8/21/2009
CHECKED		
ENG APPR.		
Q.A.		



LARGE HERMETIC CONNECTOR

**PROPRIETARY AND CONFIDENTIAL**  
THE INFORMATION CONTAINED IN THIS DRAWING IS THE SOLE PROPERTY OF GWR INSTRUMENTS, INC. ANY REPRODUCTION IN PART OR AS A WHOLE WITHOUT THE WRITTEN PERMISSION OF GWR INSTRUMENTS, INC. IS PROHIBITED.

SIZE	DWG. NO.	REV
<b>B</b>	GWR-LIQF-200-0101	<b>1</b>
SCALE: 2:1		SHEET 1 OF 1

8 7 6 5 4 3 2 1